


TATA STEEL

#WeAlsoMakeTomorrow

**TATA
PRAVESH**

INTO YOUR WORLD

A COLLECTION OF DOORS AND WINDOWS



Chosen Iconic Brand Rising Star for steel doors and windows



CONTENTS

DOORS	04
WINDOWS.....	24
OTHER OFFERINGS.....	38
FAQs.....	39
WORKPLACE SAFETY MEASURES.....	41
TATA PRAVESH PIONEERS.....	42



DOORS

HIGHEST SECURITY. MAXIMUM BEAUTY.



YOUR SECURITY IS A DOOR AWAY



A journey to a house starts with its door. A perfect door not only sets the tone for the rest of the house but also provides security for your loved ones.

NOT EVERY DOOR MATCHES YOUR NEEDS

A door needs to fulfill all your requirements and expectations. But not all doors can do that. Sometimes, that required strength is missing. Sometimes, they are not a thing of beauty. And sometimes, they are damaged by termite, water or sunlight.

DID YOU KNOW?

BURMA TEAK

- Not easily available
- Lacks quality
- Gets easily damaged by water or sunlight

NEEM

- Gets easily damaged by water or sunlight

GAMAR

- Lacks great quality
- Not termite-resistant

AKASH MONI

- Not as strong as it is claimed
- Lacks great quality
- Is not termite-resistant

SAL

- Very costly
- Not termite-resistant

WHAT IT TAKES TO MAKE A WOODEN DOOR

The process of making a wooden door is complicated and not transparent. There is no check for quality or price.

There is inconvenience and the process has multiple hassles. Wooden doors harm the environment by contributing to the problem of excessive deforestation.

While the entire world prefers beautiful and safe metal doors, 80% doors in India are still made of wood!

WOOD PANEL DOORS



8 STEPS, 6 POINTS OF CONTACT, NO CHECK FOR QUALITY

THE PROMISE OF TATA PRAVESH DOORS

Complete Door Solution | Free Delivery* & Installation



STRENGTH*

Tata Pravesh doors are 4 times more secure than wooden doors*



TERMITE-RESISTANT

Tata Pravesh doors are made of steel which is naturally resistant to termites



VALUE FOR MONEY

Superior products at reasonable prices



MAINTENANCE-FREE

Tata Pravesh doors are 7 times more resistant to warpage than wooden doors*



LONGEVITY

Tata Pravesh doors have 5 years warranty on paint and polish whereas the paint and polish on wooden doors* fade away in 2-3 years



MANY DESIGNS TO CHOOSE FROM

Wide array of styles that enhances every modern home decor



WEATHER-PROOF

High quality of steel lasts long and endures every weather condition



ENVIRONMENT FRIENDLY

100% recyclable and saves trees



HIGH QUALITY FINISH

The finish of Tata Pravesh doors is 12 times superior to wooden doors*



FIRE-RESISTANT

Since Tata Pravesh doors are made of steel they automatically resist fire



2 STEPS, 1 EXPERT

STEP 1



MEASUREMENT

STEP 2



INSTALLATION

GETTING YOUR TATA PRAVESH DOOR IS MUCH EASIER

Forget the 8 steps and 6 points of contact in wooden doors. Choose your door and leave the rest to Tata Steel!

WHY TATA PRAVESH?

Tata Pravesh doors have passed the test of strength, durability and beauty. Tata Pravesh gives you more than you need.

WHAT YOU WANT

FLUSH /PLYWOOD DOORS

TATA PRAVESH DOORS

TERMITE-RESISTANT

Termite infestation likely in moisture

Tata Pravesh doors are made of Steel which is naturally resistant to termites

NO SEASONAL SHRINKAGE/EXPANSION

Changes shape in moisture /heat. Making it harder to open and close!

Bows with change in temperature

DOESN'T SWING /MAKE SOUND

Butt hinges easily worn away!

Ball bearing hinges take 2 times more weight and work 8 times longer

STRONG MATERIAL

Easily broken/cut - even by a hammer!

4 times stronger

BRANDED LOCK AT THE RIGHT PRICE

Lock must be purchase and installed!

Branded locks and accessories with warranty

VARIETY OF BEAUTIFUL DESIGNS

Beauty at cost of security and strength

Many designs to choose from with the strength of steel

POLISH DOESN'T PEEL OFF

Polish needed every 2 - 3 years for look, to save from water and sunlight

UV resistant, powder-painted with heat technology – 5 year warranty!

UNBEATABLE SECURITY WITH UNPARALLELED QUALITY




5 YEARS WARRANTY

- Manufacturing defects and termite infestation*
- Lock#
- Colour and texture fading

1 YEAR WARRANTY

- All accessories other than lock



Product warranty is applicable
on our windows range too

CHOOSE TATA PRAVESH. CHOOSE PEACE OF MIND.

Find your Tata Pravesh door as per your desire. Choose the type of door based on where you want to install it.

FOR YOUR MAIN ENTRANCE, WE RECOMMEND OUR EXTERNAL DOORS	FOR YOUR BEDROOM DOORS, KITCHEN DOORS ETC. WE RECOMMEND OUR INTERNAL DOORS
	
2 LEVER LOCK INCLUDED	1 KNOB LOCK NOT INCLUDED
TOWER BOLT LOCKS PEEPHOLE	

NOTE: For usage in Bathrooms, plain wood and plain steel finish doors can be provided with an addition of SS box type kickplate at the bottom.

EMBOSSED WOOD FINISH DOOR

FEATURES

- Embossed doors are available in 4 designs and 5 wood grain finishes
- Suitable for external use with 46mm thick shutter, 2 strong tower bolts, lever lock system and a peephole to ensure complete security
- An optional secondary lock is also available.

OPTIONAL CHARGEABLE FEATURES

Secondary Lock,
Adjustable Ventilator (457mm)

SHADES



Sun Teak
(B0401)



Lava Teak
(B0201)



Trunk
Mahogany
(R0201)



Nest
Mahogany
(R0401)



Burgundy
Teak
(B2201)

ACCESSORIES

SS Tower Bolt, SS Door Stopper, SS Hinges,
Bump Ons, Shims, Hole Caps, Anchor Bolt,
Lever Lock , Peephole (for external door)

NOTE: Architrave and threshold available on request

PEARL



PEARL RANGE

Our Pearl range consists of embossed wood finish doors and is available in 4 designs.



WAVE
E32



COAST
E01



RIPPLE
E05



SHELL
E18

PLAIN WOOD FINISH DOOR

FEATURES

- Plain wood finish doors are suitable for both external and internal use e.g. bedroom, kitchen, balcony etc.
- Available in 5 wood grain finishes

OPTIONAL CHARGEABLE FEATURES

Secondary Lock,
Adjustable Ventilator (457mm)

SHADES



Sun Teak
(B0401)



Lava Teak
(B0201)



Trunk
Mahogany
(R0201)



Nest
Mahogany
(R0401)



Burgundy
Teak
(B2201)

ACCESSORIES

SS Tower Bolt, SS Door Stopper, SS Hinges,
Bump Ons, Shims, Hole Caps, Anchor Bolt, Knob
Lock/Lever Lock, Peephole (for external door)

NOTE: Architrave and threshold available on request

CORAL



PLAIN STEEL FINISH DOOR


FEATURES

- Plain steel finish doors are available in 3 attractive non-wood finish textures.
- They can be used in bedroom, kitchen, balcony and as utility doors etc.


OPTIONAL CHARGEABLE FEATURES

Secondary Lock,
Adjustable Ventilator (457mm)

SHADES



Volcano Red
(RAL3011)



Forest Brown
(RAL8017)



Snowflake
White
(RAL9010)

ACCESSORIES

SS Tower Bolt , SS Door Stopper , SS Hinges, Bump Ons, Shims, Hole Caps, Anchor Bolt, Knob Lock/Lever Lock, Peephole (for external door)

NOTE: Architrave and threshold available on request

OYSTER



FLY MESH DOOR

FEATURES

- High quality and rust proof fly mesh to keep insects at bay without obstructing the flow of breeze
- Available with Embossed, Plain Steel and Plain wood finish doors

OPTIONAL CHARGEABLE FEATURES

Safety grill, Adjustable Ventilator (457mm)

SHADES



Sun Teak
(B0401)



Lava Teak
(B0201)



Trunk
Mahogany
(R0201)



Nest
Mahogany
(R0401)



Burgundy
Teak
(B2201)



Forest Brown
(RAL8017)



Volcano Red
(RAL3011)



Snowflake
White
(RAL9010)



ACCESSORIES

SS Tower Bolt, Lever Lock, Door stopper, SS Hinges, Bump Ons

NOTE: Architrave and threshold available on request

DOUBLE LEAF DOOR

FEATURES

- Offered as external doors, suitable for main entrance.
- Available in Embossed and Plain Wood Finish.
- Also offered with single mesh shutter (upto 1200 mm width) and double mesh shutter (>1200 mm width) to keep insects at bay without obstructing the flow of breeze.
- Available in equal door shutters only.

OPTIONAL CHARGEABLE FEATURES

Secondary Lock, Grill for Mesh Door

SHADES



Sun Teak
(B0401)



Lava Teak
(B0201)



Trunk
Mahogany
(R0201)



Nest
Mahogany
(R0401)



Burgundy
Teak
(B2201)



ACCESSORIES

SS Tower Bolt, SS Door Stopper, SS Hinges, Bump Ons, Shims, Hole Caps, Anchor Bolt, Lever Lock, Peephole (on the active shutter)

NOTE: Architrave and threshold available on request



REFLECTIONS NATURA SERIES

Choice of 6 unique wood-finish doors in classic and contemporary styles. 6 lock designs in 2 different finishes to match design of shutter. Matching door handles, tower bolts and door stopper.



A tribal weave's bold contrasts to make modern homes captivating.



Design code: NS 01



The grandeur of an ancient haveli, recreated for today.



Design code: NS 02



Recreating the charm of times long forgotten, with a contemporary twist.



Design code: NS 03



Quaint brickwork from a Parsee mansion for today's great houses.



Design code: NS 04



Summer woodland memories captured forever.



Design code: NS 05



A Zorse? Of course -that's why our doors have stripes



Design code: NS 06

ACCESSORIES



Optio | FUME



Argus | FUME



Atelier | FUME



Siera
HAMILTON GOLD



Atelier
HAMILTON GOLD



Secondary Lock | FUME



Vitra | FUME



Euro Cylinder
FUME (FM)
HAMILTON GOLD (HG)



Mortise lock



Peephole



Secondary Lock | GOLD

LOCK OPTIONS

**DORSET K
(HLIP 07 SC)**
(EXTERNAL
DOOR LOCK)



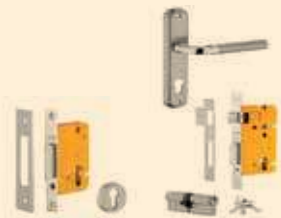
**DORSET
KT WITH
SECONDARY
LOCK**
(EXTERNAL
DOOR LOCK)



**DORSET EXTERNAL
LEVER LOCK
(HLIP 06SC)**
[EXTERNAL DOOR LOCK
/KERALA (INTERNAL)]



**DORSET
EXTERNAL
LEVER LOCK
WITH SEC. LOCK**
(EXTERNAL
DOOR LOCK)



**DORSET ETLESS
LEVER LOCK**
(INTERNAL)



**DORSET ETOSS
KNOB LOCK**
(INTERNAL)



GODREJ GLORIA
[EXTERNAL DOOR
LOCK (KERALA ONLY)]



**DORSET
HLIP06SC**
[KERALA
(INTERNAL)]



**DORSET DEAD
BOLT/
SECONDARY
LOCK (ML112)**
(INTERNAL)



**DORSET
SECONDARY
LOCK (ML112)**
(INTERNAL)



STANDARD DOOR SIZES

(in mm)

EMBOSSED*, PLAIN WOOD, PLAIN STEEL, FLY MESH AND REFLECTION DOOR

WIDTH	HEIGHT											
	1905	1950	1960	2050	2057	2062	2075	2100	2134	2287	2375	2439
760		✓			✓			✓	✓	✓		✓
772			✓			✓						
848			✓			✓		✓				
900				✓	✓			✓				
915	✓	✓			✓		✓	✓	✓	✓		✓
925						✓						
965	✓								✓			
990												✓
1000				✓		✓		✓				
1016	✓				✓							
1050		✓		✓	✓			✓				
1067				✓	✓				✓	✓		✓
1077						✓						
1100				✓				✓				
1200				✓	✓			✓	✓	✓	✓	✓

*Embossed doors available in widths greater than 850 mm

DOUBLE LEAF DOOR

WIDTH	HEIGHT			
	2062	2100	2134	2439
925	✓			
1000	✓			
1077	✓			
1200		✓	✓	
1524			✓	✓
1830			✓	✓
2134				✓

ONE-STOP-DOOR-SOLUTION

Tata Pravesh doors come with all required infills and branded accessories.



ACCESSORIES

PEEPHOLE

Inclusive for external door



SECONDARY LOCK

Available at an extra cost in addition to standard lock for extra security



FRAME

REBATE	46 mm	
	Single	Double
WITHOUT ARCHITRAVE	100 x 58 152.4 x 58	170 x 58
WITH ARCHITRAVE	100 x 78 152.4 x 78	170 x 78

ARCHITRAVE

- It is optional, if opted it is available free of cost.
- This covers the gap between the wall & frame to add extra beauty.

THRESHOLD

It is optional, if opted it is available free of cost.

- Prices include frame, hardware and standard accessories. Additional accessories will be chargeable.
- All products come with free delivery within municipal limits and free installation.



WINDOWS

BREATHTAKING VIEW. ETERNAL BEAUTY.

TYPES OF WINDOWS PREVALENT

Classification based on material

WOODEN WINDOW



CONSUMER ISSUES

- Prone to termite attack
- Not resistant to weather and water
- High maintenance as polish wears off in few years
- Warpage

STEEL PRESSED WINDOW



CONSUMER ISSUES

- Not aesthetic
- Not easy to clean
- Prone to corrosion


ALUMINIUM WINDOWS



CONSUMER ISSUES

- Tracks of window are difficult to clean
- Frame is manually joined and has gaps that causes water seepage
- Rollers are not long lasting
- Not water proof and sound proof
- Springs of lock are not of good quality
- Low thermal insulation

UPVC WINDOW









CONSUMER ISSUES

- Friction stays make casement window difficult to operate
- Window surface may get damaged with continuous exposure to sunlight

YOUR NEED AND MORE

Tata Pravesh windows give the same security, strength and beauty, like a Tata Pravesh Door.

WHAT YOU WANT	WOODEN WINDOW	TATA PRAVESH WINDOWS
 TERMITE-RESISTANT	Prone to termite attack	Metal is naturally resistant to termite
 STRONG MATERIAL	Easily broken /cut- even by a hammer!	4 times stronger
 SEEPAGE RESISTANT	Not resistant to water seepage	Resistant to water seepage
 EASY TO CLEAN	Not easy to clean	Easy to clean
 DURABLE	High maintenance as polish wears off in few years	Highly durable*
 WEATHER-PROOF	Due to weather fluctuations, the shape of window changes	Resistant to any such changes

*Conditions apply

WHAT DOES A 4X4 WINDOW COST FOR THE MATERIAL YOU WANT?

Cost of the frame	Together use 16 - 25 sq. ft. wood	6,000 - 2,2000
Cost of the shutter		basis material
Cost of the lock		100 - 500
Glass	Cost of accessories	
Hinges		
Handle		750 - 2,500
Bolts		
Others		
Cost of painting/polishing		750 - 2,500
Cost of labor		500 - 2,500
Total cost of the window		₹ 8,000 – 30,000



VISTA

SWING & SLIDE STEEL WINDOW

PRODUCT HIGHLIGHTS

- First-of-its-kind window with a dual swing and slide functionality and offers upto 95% clear opening
- Made with galvanized steel with a UV resistant pure polyester powder coating
- Easy to clean with special channel design to flush out rain water/dust
- Fitted with twin gas springs to withstand high wind pressure and dampen any rattling sound
- PU foam gasket to prevent rainwater seepage and better thermal insulation

SHADES



Forest Brown
(RAL8017)



Sun Teak*
(B0401)



Lava Teak*
(B0201)



Trunk
Mahogany*
(R0201)



Nest
Mahogany*
(R0401)

* Decorative Frame Only

INCLUDED ACCESSORIES

Clear Float Glass, SS Hinges, Gas Spring , Shims, Hanging Rollers, Brass Handles, Brass Tower Bolts With SS Plates

OPTIONAL CHARGEABLE FEATURES

Retractable and Collapsible Mosquito Net, Decorative Frame, Safety Grills, Toughened Glass, Karatachi Glass, Tinted Glass, Sunban Glass



CANVAS

SLIDING ALUMINIUM WINDOW


PRODUCT HIGHLIGHTS

- Sliding windows made of 6063 T5/T6 Grade virgin or non-recycled aluminium of higher sheet thickness for both strength and durability
- 5mm toughened glass and metal profiles to withstand wind pressure
- Leakage proof rubber gaskets which offer better thermal insulation
- Powder coating of 60-80 microns for excellent finish

SHADES



Sun Teak
(B0401)




Lava Teak
(B0201)




Trunk
Mahogany
(R0201)



Nest
Mahogany
(R0401)



Burgundy Teak
(B2201)



Forest Brown
(RAL8017)



Volcano Red
(RAL3011)



Snowflake White
(RAL9010)

INCLUDED ACCESSORIES

Toughened Glass, SS304 Mesh Shutter, Spring Lock, PVC Latch Handle

OPTIONAL CHARGEABLE FEATURES

Fixed Bottom Ventilator (500 mm)

EAST & NORTH INDIA



SOUTH & WEST INDIA



CORAL & OYSTER

STEEL CASEMENT WINDOW

PRODUCT HIGHLIGHTS

- Available in 5 wood finish shades (Coral) and 3 RAL shades (Oyster)
- Hinged shutters with clear float vision glass and grill
- High quality, retractable and collapsible mosquito net (East & North India)/ mesh Shutters (South & West India) also available to keep insects at bay


SHADES




Sun Teak
(B0401)



Lava Teak
(B0201)



Trunk
Mahogany
(R0201)



Nest
Mahogany
(R0401)



Burgundy Teak
(B2201)



Forest Brown
(RAL8017)



Volcano Red
(RAL3011)



Snowflake White
(RAL9010)

INCLUDED ACCESSORIES

Clear Float Glass, Safety Grill, SS Hinges, SS/Bakelite Handles, Tower Bolt (North & East India), Stopper

OPTIONAL CHARGEABLE FEATURES

Retractable Mosquito Net/Mesh Shutter, Toughened Glass, Karatachi Glass, Tinted Glass

STANDARD WINDOW SIZES

(in mm)

VISTA			
WIDTH	HEIGHT		
	1219	1524	1830
762			✓
915	✓	✓	
1219	✓	✓	✓
1524	✓	✓	
1830	✓	✓	✓

CANVAS/OYSTER/CORAL						
WIDTH	HEIGHT					
	457	762	1219	1400	1524	1674
457		✓	✓		✓	
500				✓		
914		✓	✓		✓	
1000				✓		
1219		✓	✓		✓	
1500				✓		
1524			✓		✓	
1674	✓		✓		✓	✓
2000				✓		

Note: Canvas windows also available with Fixed Bottom Ventilator (500 mm)

ACCESSORIES



CSK PHILIP HEAD SCREWS



ANCHOR PLUGS



SS BUTT HINGES



SHUTTER CORNER BRACKETS



GLASS RUBBER BEDDING (U-TYPE)



PLASTIC SHIMS



SELF-TAPPING CSK PHILIP HEAD SCREWS



OUTER FRAME HANDLE CAP



TOWER BOLT WITH POWDER COATING



SHUTTER FRAME HANDLE CAP



STOPPER



NYLON ANCHORS



LATCH HANDLE

OTHER OFFERINGS

DOOR WITH SIDE WINDOWS



Offering includes single rebate casement window with clear float glass and grill. Window size 457 x 1219 (W x H in mm)

FLY MESH DOOR WITH GRILL



Architrave is not offered in case of door with side windows and door with ventilator.

DOOR WITH VENTILATOR



Offering includes adjustable ventilator (457 mm) with clear float glass.

FAQs



What are the different variants of steel doors available?

Tata Pravesh doors are available in three variants: Embossed Wood Finish, Plain Wood Finish, and Plain Steel Finish.



What is the right size of the wall opening to be kept to install Tata Pravesh door?

The wall opening will depend on the chosen door size from among the sizes illustrated.



How do I get the Tata Pravesh door installed?

Tata Pravesh door will be installed by a trained installation team. You may fix the date and time of installation of the door with the dealer.



What is the cost of installation?

Installation service is provided free of cost.



How long will it take for my door to get delivered?

The delivery time will vary as per availability and location and needs to be discussed with the dealer at the time of purchase.



How should my door be stored before fitting?

It is suggested that the door should be delivered at the time of installation to prevent any damage to the door. In case the delivery of door is taken before the scheduled installation, the door should be kept flat on a raised surface. No heavy object should fall on the door.



How do I change the lock on my door?

The lock will be installed by the trained installation team during door installation. In case you wish to change the lock in the future, you may contact your dealer or call at the toll free number 18004199200.



Can extra lock be installed?

Doors with option for extra lock can be made available on request.



How do I fix a nameplate on the door?

To fix a nameplate on your Tata Pravesh door, please specify the need for fixing it at the time of booking so holders can be ordered or please fix it with a VHB (very high bond) tape. Please install it with the help of our installation team. Fixing it yourself or with a local person is not recommended.



Will a Tata Pravesh door rust?

Tata Pravesh door will not rust as long as the outer coating of the door remains intact.



Will the finish of the door peel off or get spoilt?

The finish of the door is factory engineered and will not get spoilt unless the door comes in contact with harsh chemical or a heavy object which can destroy the outer coating of the door.



Will the door get dented or cracked?

Although Tata Pravesh door is made from high quality steel, it may get dented with rough use.



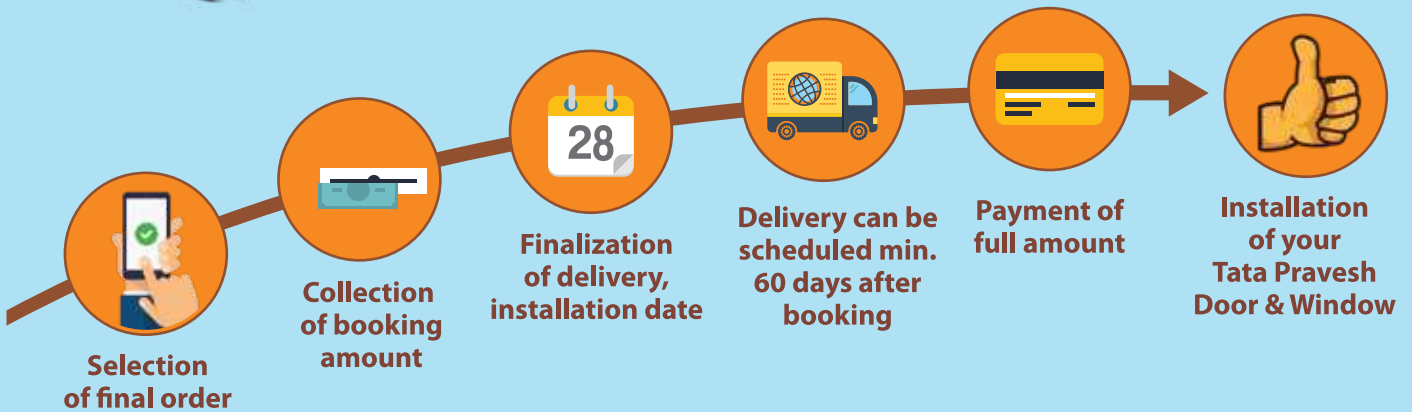
Can I paint the door?

Painting the door will remove the wood finish of the door. Hence, for the elegant look and natural wood finish, it is advised not to paint the door.

WITH TATA PRAVESH, YOUR RELATIONSHIP WITH TATA STEEL GROWS STRONGER

DON'T FORGET TO COLLECT YOUR RECEIPT FROM THE DEALER

Ensure that you leave the correct space in wall for installation as per door/window chosen and do not install a wooden frame



Free Delivery* & Installation ☎ **1-800-4199-200**
Let our expert guide you through this journey.

 **Click to Order Online on**
Aashiyana.tatasteel.com

TATA PRAVESH WORKPLACE SAFETY MEASURES

We take the safety of our customers, employees and service partners very seriously. Which is why, we follow strict safety protocols at every step of manufacturing, delivery and installation. We offer free* delivery and installation for our products.



TEMPERATURE SCREENING OF ALL PERSONNEL

MANDATORY USE OF PPE- FACE MASK GLOVES ETC.



TRAINED TEAM FOR CONTACTLESS AND SAFE SERVICE

FREQUENT WASHING OF HANDS WITH SOAP/USE OF HAND SANITIZERS



SANITIZATION OF TOOLS ETC. BEFORE AND AFTER INSTALLATION

STRICT SANITIZATION PROTOCOLS AT MANUFACTURING PLANTS AND DEALER OUTLETS



*T&C Apply

MEET THE TATA PRAVESH PIONEERS



GYANENDRA KUMAR, PATNA

“Tata Pravesh doors and windows require no maintenance and have warranty. The superior branded lock system ensures that the keys can never be duplicated. Tata Pravesh doors and windows have made my home truly beautiful.”

[Click here to watch the story](#)

KANTA RANGHI, ROHTAK

“Tata Pravesh doors don't bend or shrink during monsoon like wooden doors and are termite-proof. I no longer have to face the hassle of calling a carpenter.”



[Click here to watch the story](#)



CHANCHAL KUMAR DAS, KOLKATA

“Using Tata Pravesh external door for my main entrance has spared me the cost of a separate collapsible gate. The best thing is that I won't have to spend time and money on polishing these steel doors.”

[Click here to watch the story](#)

ROHTASH SINGH, BHIWANI

“Tata Pravesh doors are way better than wooden doors in terms of quality, strength and security. Now I can go for holidays with complete peace of mind.”



[Click here to watch the story](#)



BHARATBHAI KESHAVLAL, AHMEDABAD

“When you are choosing a Tata Pravesh steel door, you are making an environment-friendly decision. You are saving trees by not using wooden doors.”

[Click here to watch the story](#)

SHIVASHANKAR DHOTRAD, HUBLI

“Tata Pravesh steel doors look as beautiful as a wooden door. Nobody can tell that these doors are not made of wood. With a 5-year-warranty for manufacturing defects, these doors are the best alternative to wooden doors.”



[Click here to watch the story](#)

TATA PRAVESH

www.tatapravesh.com



Join us on [tatapravesh](#)

Free Delivery* & Installation



1-800-4199-200